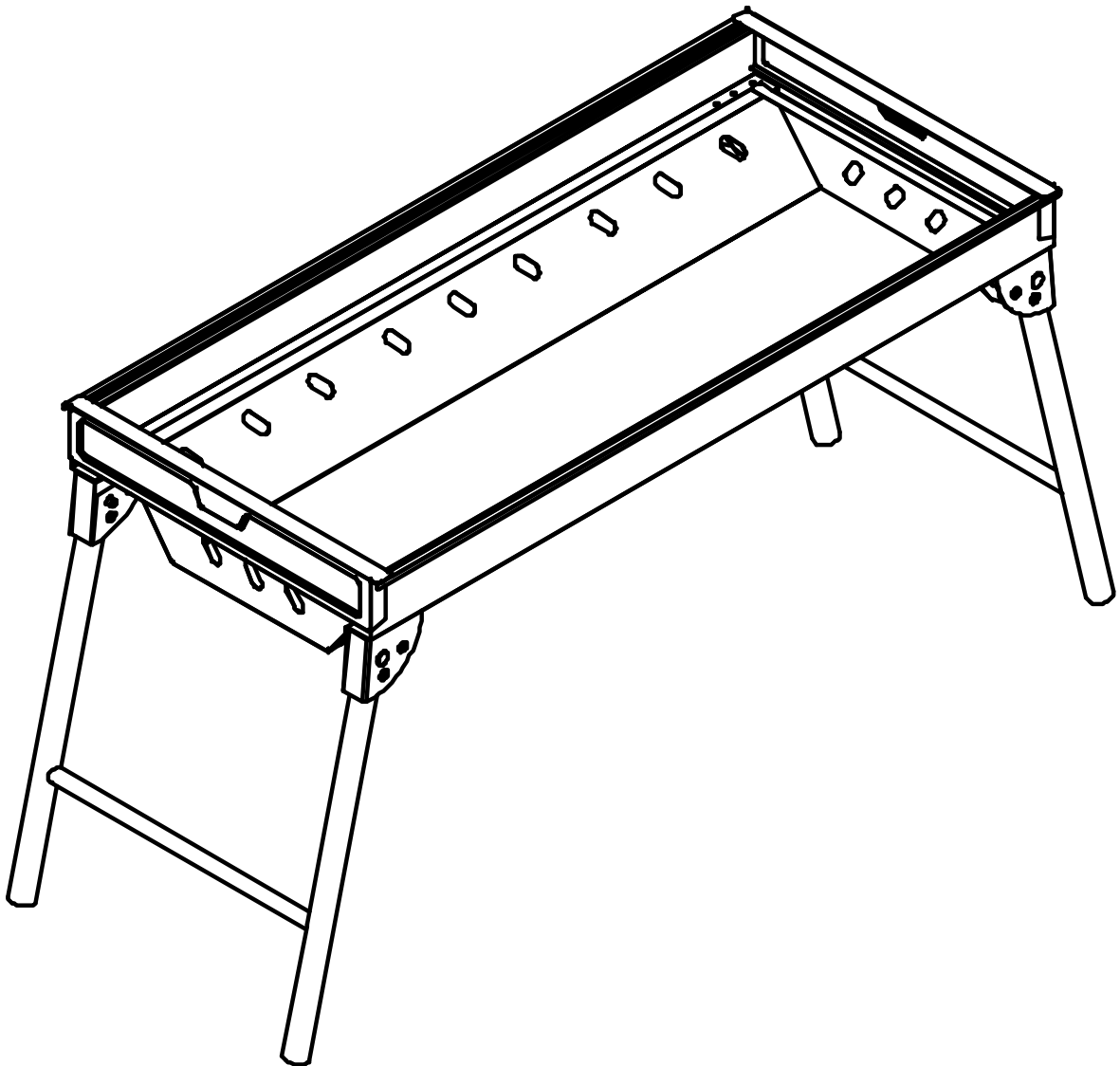


ALEKO®

Lightweight Portable Foldable Stainless Steel Charcoal Barbecue Grill



SKU: GBBQ580

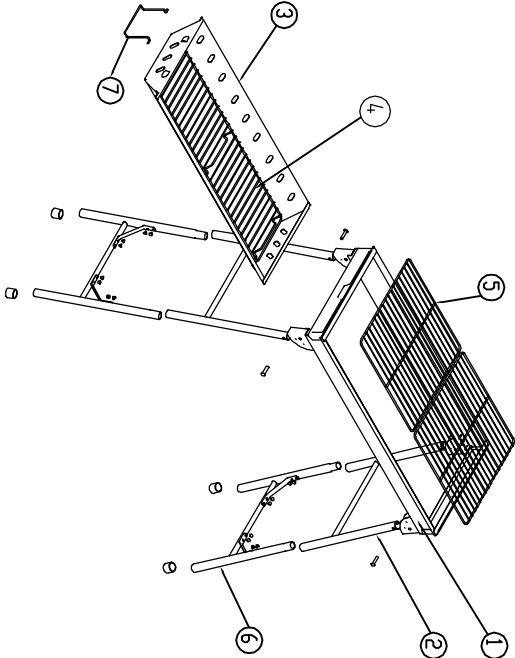
Instructions for use of stainless steel BBQ grill

Attention

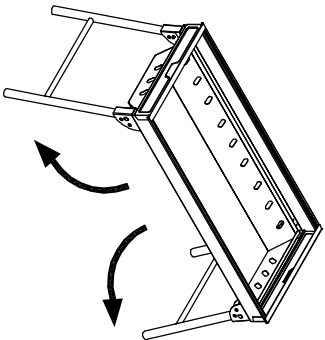
1. Please use BBQ grill outdoors. Please do not use the BBQ grill indoors to avoid unnecessary loss.
2. Before enjoying the BBQ grill, please make sure completed installation under the instruction, and all packaging and protective film shall be removed.
3. The BBQ grill should be kept in a safe, flat place. (please use the special accessories provided in the package)
4. When burning, do not touch or move the hot area of the baking dish to avoid scalding.
5. Do not pour the liquid fuel to the charcoal in the barbecue.
6. Do not let children, pets near or contact the grill.
7. After the barbecue, make sure the charcoal fire is completely out.
8. The composition is only for illustration, please according to the real object.

PARTS AND PACKAGING LIST

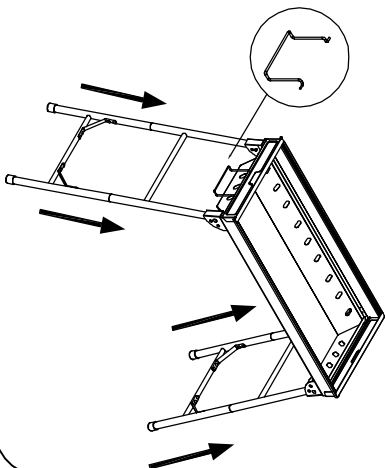
NO.	ITEMS	PCS
1	Body	1
2	Charcoal box	2
3	Grill leg (top)	1
4	Charcoal net	1
5	Bake net	2
6	Grill leg (down)	2
7	Charcoal box handle	1



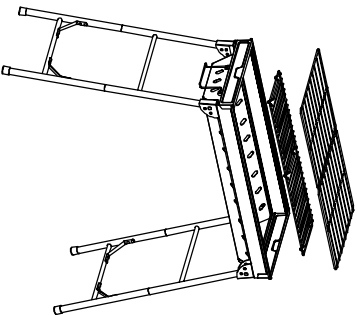
① Rotate the grill legs to the detent pin



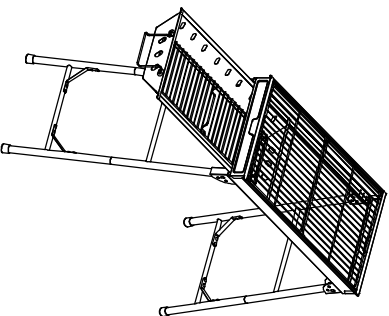
② Install charcoal box handle, grill legs



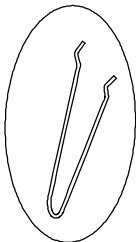
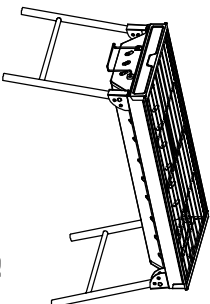
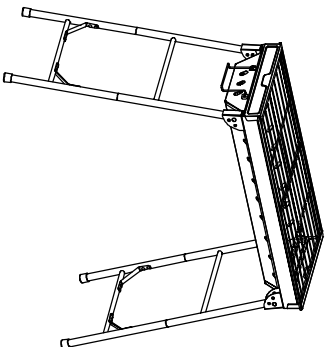
③ Put in charcoal net, baking net



④ Pull out the charcoal box when you want to add charcoal, please do not pull it all out



⑤ You can choose different height to BBQ



Please using our baking net handle when you need to move the baking net

ALEKO®

8307 S 192nd St Kent, WA 98032

Phone: 833-926-2323

hello@aleko.com

www.ALEKO.com