

ALEKO®







Barn Style Wooden Chicken Coop **Assembly Instructions**

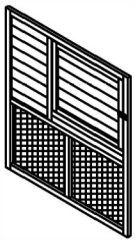


Model:
DXH041

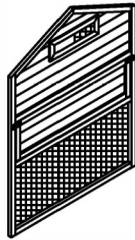
ALEKO®

Assembly Instructions


P1	 3.5×50mm 4pcs+1 spare	P4	 3.5×25mm 20pcs+1 spare
P2	 3.5×40mm 16pcs+1 spare	P5	 3×14mm 8pcs+1 spare
P3	 3.5×35mm 14pcs+1 spare	P6	 1pc



Ⓐ X1




Ⓑ X1



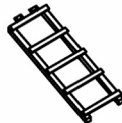
Ⓒ X1



Ⓓ X1



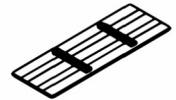
Ⓔ X1



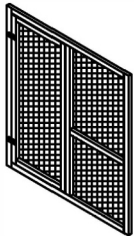
Ⓕ X1




Ⓖ X2



Ⓗ X1



Ⓘ X1



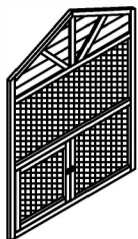
Ⓙ X2




Ⓚ X1



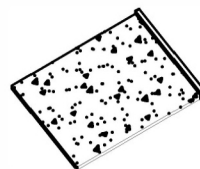
Ⓛ X2



Ⓜ X1




Ⓝ X1



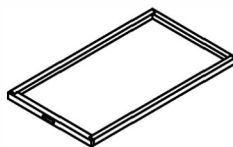
Ⓞ X1



Ⓟ X1



Ⓠ X1



Ⓡ X1



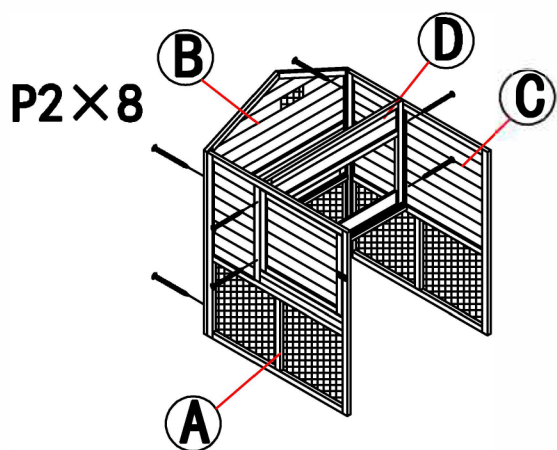
Ⓢ X2



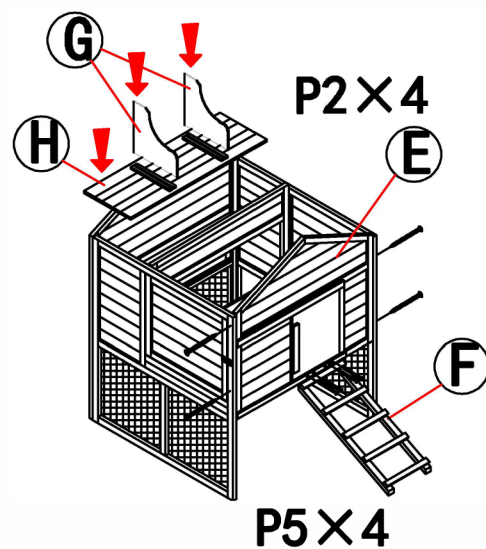
Ⓣ X1



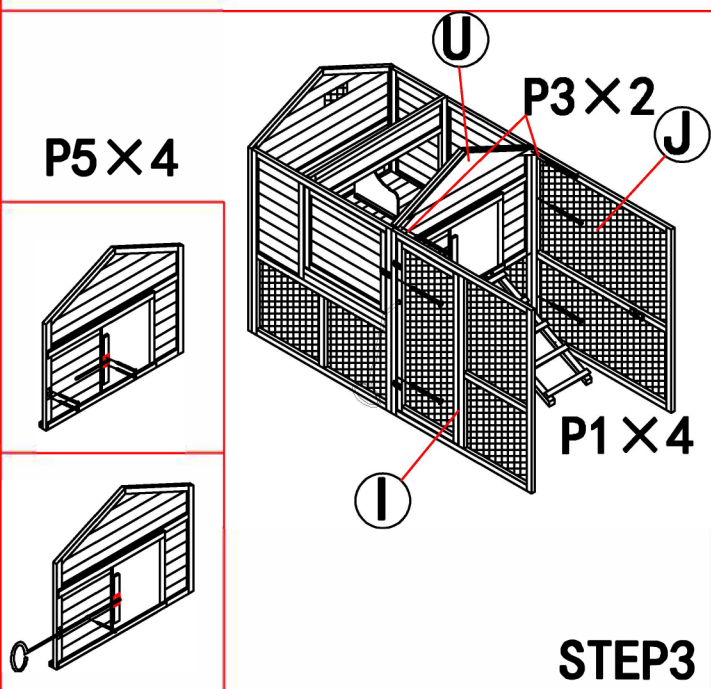
Ⓤ X1



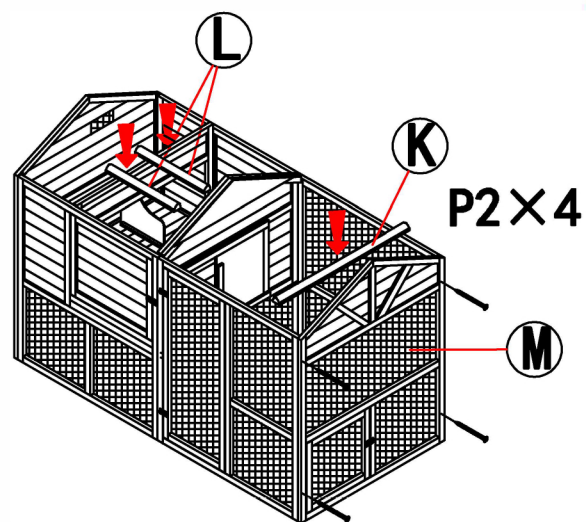
STEP1



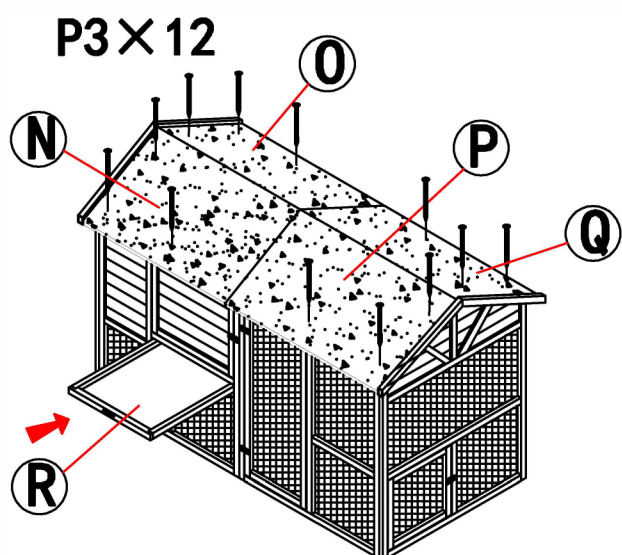
STEP2



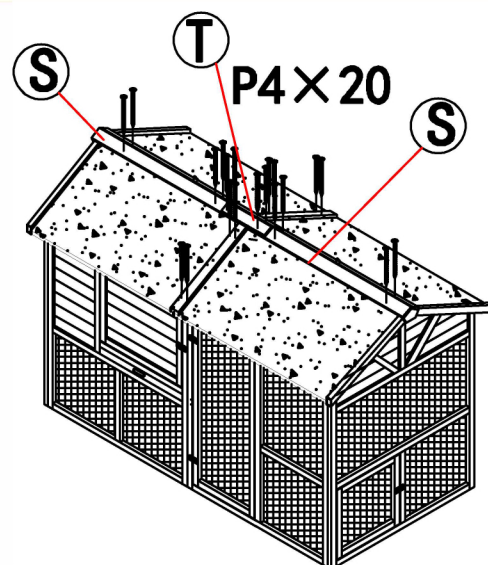
STEP3



STEP4



STEP5



FINISH

ALEKO®

8307 S 192nd St Kent, WA 98032

Phone: 833-926-2323

hello@aleko.com

www.ALEKO.com